

K-LEVEL
K3-4

CATEGORY
iST



soleus®

SPRING INTO ACTION



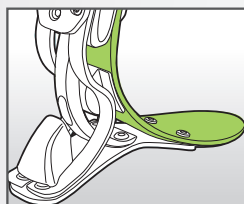
college park
technology for the human race

PERFECT 3-STAGE ENERGY RETURN.



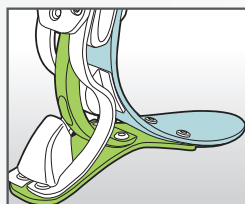
The first to incorporate Integrated Spring Technology (iST®), the Soleus provides natural movement with a progressive, 3-staged response and superior range of motion. The foot integrates Intelliweave composite springs through a tough, flexible plantar belt that responds to varying impacts. The unique, scaled design also provides 10 mm of vertical compliance for unbeatable comfort. The Soleus accommodates a moderate activity lifestyle up to the highest impact Paralympic athlete.

INTEGRATED SPRING TECHNOLOGY



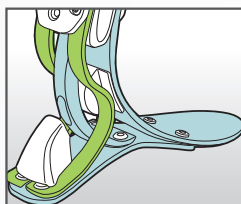
WALKING

The toe spring provides smooth movement and comfort for normal walking.



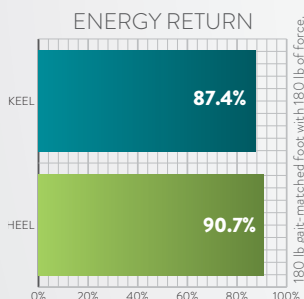
MODERATE ACTIVITY

During moderate activity, the midspring engages for a firmer response.



HIGH ACTIVITY

At the highest impact activity, the heel springs kick into action, for increased resistance and energy return.



SCALED DESIGN

All parts in every size group are built to scale, for balanced appearance, weight and deflection.



TECHNICAL SPECS

FUNCTION	MOUNTING	SIZES	IMPACT LVL	WEIGHT LIMIT	
Integrated Spring Technology	Endo (4-hole)	21-30 cm		21-24 cm	220 lbs (100 kg)
				25-26 cm	250 lbs (113 kg)
				27-30 cm	275 lbs (125 kg)
CLEARANCE	WEIGHT*	WTY	L-CODE**	ENVIROSHIELD†	
6.4-7.6 in (16.3-19.3 cm)	667 g	3 years	L5986 L5987	narrow & wide	

*26cm model, including Envirosheel. **The listing of codes with these products should not be construed as a guarantee for coverage or payment. Ultimate responsibility for the coding of services/products rests with the individual practitioner.

†Caucasian, Tan, Brown or Jet Black.

ADDITIONAL ACCESSORIES

ENDOSKELETAL COMPONENTS

Highly engineered for noise abatement and strength.





INTELLIWEAVE® COMPOSITE

College Park's proprietary Intelliweave composite technology brings the maximum amount of strength and flexibility. The fibers are woven by hand in a 3D pattern for ultimate durability and precision gait matching.



Intelliweave specialist creating a Soleus spring.



PERSONALIZED COLOR AND ENGRAVING

The Soleus housing is available in Silver, Gold, Midnight Black and Perfect Pink and can also be engraved with one of nine different engravings to truly individualize the prosthesis.



Choose from nine different engravings at no additional cost.



WATERPROOF

Saltwater tested for 2 million cycles, plus with an antimicrobial and UV inhibited foot shell, the progressive Soleus foot performs flawlessly at the pool, lake, ocean or outback.



SOLEUS

"A lot of my military buddies use the Soleus. The Soleus is lightweight and gives me the great energy return I need. Plus it can be customized to fit with my style. It's my all-around every day foot now and I have the advantage of taking it with me into the water for watersports.."

– Gideon, Soleus user.

See more at www.college-park.com



College Park designs and manufactures a full line of anatomically correct, custom built prosthetic solutions. College Park is ISO 13485 certified with an extensive focus on quality testing, and proudly sources and produces all products entirely in the USA. With precise engineering and quality manufacturing, College Park is committed to innovating human locomotion solutions for users all over the world.



college park
technology for the human race

800.728.7950 | 586.294.7950 | www.college-park.com



facebook.com/CollegeParkIndustries



youtube.com/CollegeParkInd



linkedin.com/company/College-Park-Industries